

Veterinærdagene Bergen Mars 14-15,2024

Team Boehringer Ingelheim Hest Nordic: Hvem er vi?

Cathrine M. Paulsen

Farmasøyt

Vært i Boehringer Ingelheim siden 2014

Siste 6 årene kun hest



Ny teknisk manager fra desember 2023

Veterinær Louise Husted Larsen

PhD DACVIM

Vært i Boehringer Ingelheim siden desember 2023

Hva gjør en teknisk manager til daglig?

- Formidling av kunnskap om sykdom (vitenskapelige studier, ny kunnskap)
- Formidling av kunnskap om produkter
- Support direkte til veterinærer i de nordiske landene
- Support til konsulenter
- Hva er verdi for veterinærer i hestepraksis?



Saudi Arabia 2023

Bakgrunn

- 2010 Kentucky Hagyard Equine Medical Institute

- 2009 Florida: PhD i magesår hos hest
- 2014 Resident University of florida (DACVIM)

2014-2022 Hølgård Hestehospital,
Danmark

1997 Pre vet: Rider in Bangkok (dressage)


2023 The Equine Hospital,
Riyadh

METACAM

Lindring av inflammasjon & smerter



NSAID's: Viktigheten av COX selektiviteten



COX

**Enzymer i arakidonsyre
kaskaden**

NSAIDS kan være selektive
eller non-selektive

COX1

Housekeeping

Finnes i alle celler og sørger for
homeostase.

Bør spares for hemning

COX2

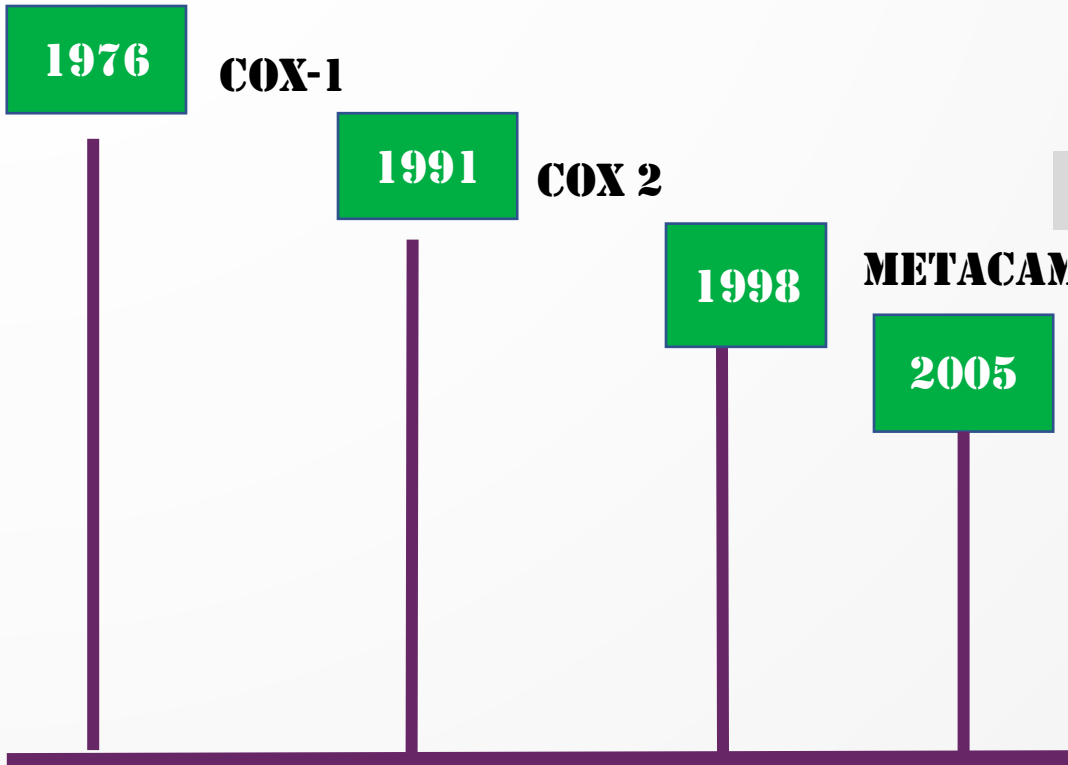
Inflammasjon

Induseres i celler ved skader og
er viktig del av
inflammasjonsprosessen.

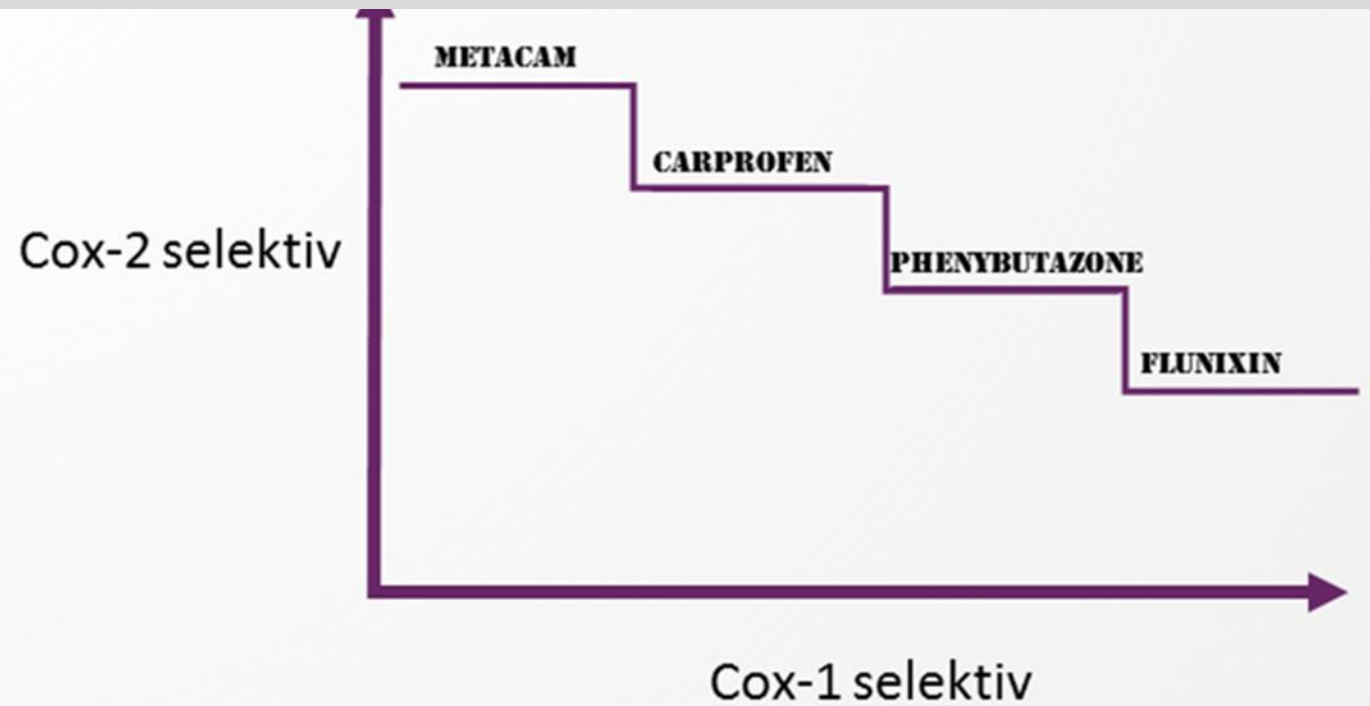
Enkelte fysiologiske prosesser
styres ved COX2

METACAM I 20 ÅR

HVORDAN FORTSATTE DET?



METACAM HØYESTE COX-2 SELEKTIVITET HOS HEST



1970



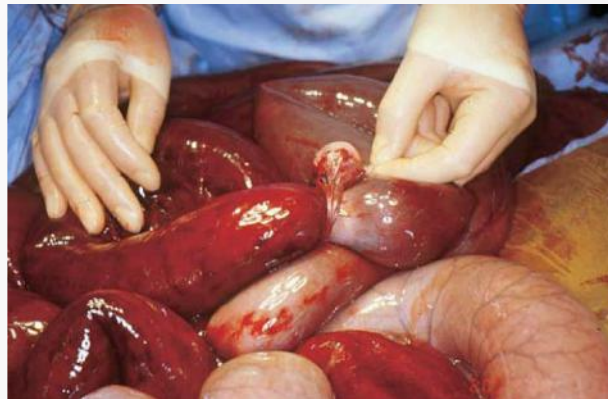
Hvorfor kan inflammasjon være så ødeleggende?

Our [physiological] arsenals for fighting off bacteria are so powerful and involve so many different defense mechanisms, that we are in more danger from them than from the invaders... The [endotoxin] macromolecules are read by our tissues as the very worst of bad news. When we sense lipopolysaccharide, we are likely to turn on every defense at our disposal.

Lewis Thomas 1974



TYNNTARMSKOLIKK



Iskemi, redusert barrierefunksjon, endotoksemi



NSAIDs VED KOLIKK: METACAM VS FLUNIXIN



Effects of the cyclooxygenase inhibitor meloxicam on recovery of ischemia-injured equine jejunum

Dianne Little, BVSc, PhD; S. Aubrey Brown, BS; Nigel B. Campbell, BVetMed, PhD; Adam J. Moeser, PhD; Jennifer L. Davis, DVM, PhD; Anthony T. Blikslager, DVM, PhD

Objective—To determine the effect of meloxicam and flunixin meglumine on recovery of ischemia-injured equine jejunum.

Animals—18 horses.

Procedures—Horses received butorphanol tartrate; were treated IV with saline (0.9% NaCl) solution (SS; 12 mL; n = 6), flunixin meglumine (1.1 mg/kg; 6), or meloxicam (0.6 mg/kg; 6) 1 hour before ischemia was induced for 2 hours in a portion of jejunum; and were allowed to recover for 18 hours. Flunixin and SS treatments were repeated after 12 hours; all 3 treatments were administered immediately prior to euthanasia. Selected clinical variables, postoperative pain scores, and meloxicam pharmacokinetic data were evaluated. After euthanasia, assessment of epithelial barrier function, histologic evaluation, and western blot analysis of ischemia-injured and control jejunal mucosa samples from the 3 groups were performed.

Results—Meloxicam- or flunixin-treated horses had improved postoperative pain scores and clinical variables, compared with SS-treated horses. Recovery of transepithelial barrier function in ischemia-injured jejunum was inhibited by flunixin but permitted similarly

➤ **Formål:**
Bestemme effekten av meloxicam og flunixin på normaliseringen av iskemi skader i hestens jejunum



KOLIKK

NSAIDs VED KOLIKK: METACAM VS FLUNIXIN I



Effects of the cyclooxygenase inhibitor meloxicam on recovery of ischemia-injured equine jejunum

Dianne Little, BVSc, PhD; S. Aubrey Brown, BS; Nigel B. Campbell, BVetMed, PhD; Adam J. Moeser, PhD; Jennifer L. Davis, DVM, PhD; Anthony T. Blikslager, DVM, PhD

Objective—To determine the effect of meloxicam and flunixin meglumine on recovery of ischemia-injured equine jejunum.

Animals—18 horses.

Procedures—Horses received butorphanol tartrate; were treated IV with saline (0.9% NaCl) solution (SS; 12 mL; n = 6), flunixin meglumine (1.1 mg/kg; 6), or meloxicam (0.6 mg/kg; 6) 1 hour before ischemia was induced for 2 hours in a portion of jejunum; and were allowed to recover for 18 hours. Flunixin and SS treatments were repeated after 12 hours; all 3 treatments were administered immediately prior to euthanasia. Selected clinical variables, postoperative pain scores, and meloxicam pharmacokinetic data were evaluated. After euthanasia, assessment of epithelial barrier function, histologic evaluation, and western blot analysis of ischemia-injured and control jejunal mucosa samples from the 3 groups were performed.

Results—Meloxicam- or flunixin-treated horses had improved postoperative pain scores and clinical variables, compared with SS-treated horses. Recovery of transepithelial barrier function in ischemia-injured jejunum was inhibited by flunixin but permitted similarly


➤ METODE:

1 time pre-op enten:

- 1. Saltvann
- 2. Flunixin meglumine IV (1,1 mg/kg)
- 3. Metacam IV (0,6 mg/kg)

2 timers eksperim. iskemi

- 18 timer observasjon
- Avliving - vevsprøver



KONKLUSJON

Effects of the cyclooxygenase inhibitor meloxicam on recovery of ischemia-injured equine jejunum

Dianne Little, BVSc, PhD; S. Aubrey Brown, BS; Nigel B. Campbell, BVetMed, PhD; Adam J. Moeser, PhD; Jennifer L. Davis, DVM, PhD; Anthony T. Blikslager, DVM, PhD

Objective—To determine the effect of meloxicam and flunixin meglumine on recovery of ischemia-injured equine jejunum.

Animals—18 horses.

Procedures—Horses received butorphanol tartrate; were treated IV with saline (0.9% NaCl) solution (SS; 12 mL; n = 6), flunixin meglumine (1.1 mg/kg; 6), or meloxicam (0.6 mg/kg; 6) 1 hour before ischemia was induced for 2 hours in a portion of jejunum; and were allowed to recover for 18 hours. Flunixin and SS treatments were repeated after 12 hours; all 3 treatments were administered immediately prior to euthanasia. Selected clinical variables, postoperative pain scores, and meloxicam pharmacokinetic data were evaluated. After euthanasia, assessment of epithelial barrier function, histologic evaluation, and western blot analysis of ischemia-injured and control jejunal mucosa samples from the 3 groups were performed.

Results—Meloxicam- or flunixin-treated horses had improved postoperative pain scores and clinical variables, compared with SS-treated horses. Recovery of transepithelial barrier function in ischemia-injured jejunum was inhibited by flunixin but permitted similarly

DATA INDIKERER AT MELOXICAM VED KOLIKK:

- Nyttigt alternativ til flunixin
- Gir tilfredsstillende analgesi
- Tillater gjenoppretelse av tarmbarrieren



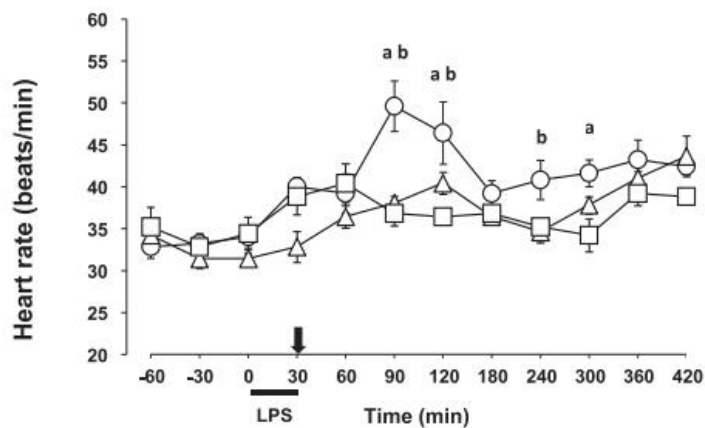
Meloxicam and Endotoxemi

Journal of Equine Veterinary Science

Original Research

Oral Administration of Meloxicam and Flunixin Meglumine Have Similar Analgesic Effects After Lipopolysaccharide-Induced Inflammatory Response in Thoroughbred Horses

Shuntaro Urayama^{a,*}, Akane Tanaka^b, Kanichi Kusano^a, Hiroaki Sato^c, Masanori Muranaka^a, Hiroshi Mita^d, Tsuyoshi Nagashima^a, Hiroshi Matsuda^b



DATA INDIKERER AT MELOXICAM VED ENDOTOXEMI:

- Alternativ til flunixin
- Gir tilfredsstillende analgesi

Hesteveterinærene



Boehringer
Ingelheim



LYTT I DIN
PODCAST APP



TAKK FOR AT DU VELGER ORIGINALEN

Ved å velge **originalproduktet** får du

- ✓ Nye innovative legemiddel
- ✓ Kunnskap, videreutdanning og support
- ✓ Sikkerhets og trygghet ved bruk

GastroGard[®]
(omeprazole)

Prascend[®]
pergolide mesylate

Proten Flu
Proten Flu-Te

metacam[®]

IVOMEC[®]
COMP

Equi top[®]

RenuTend[®]

ARTI-CELL FORTE



Tusen takk for oppmerksomheten!

Spørsmål?

